
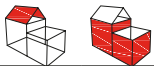


KNAUF KP-035/HB - laine de pierre - dim 120 × 57 cm
KNAUF KP-035/HB - Steinwolle - Dim 120 × 57 cm



Lambda 0.034
 I-I / BKZ A1/RF1
 kg / m³ 52
 ≥ 1'000°

Art. n° <i>Art. Nr.</i>	Epaisseur <i>Stärke</i>	Pces / pqt <i>Stk. / Pak.</i>	m ² /paq. <i>m²/Pak.</i>	m ² /palette <i>m²/Palette</i>	Fr./m ² <i>Fr./m²</i>
17234	40 mm	12	8.21	123.12	9.60
17235	50 mm	10	6.84	102.60	11.80
17236	60 mm	8	5.47	82.08	14.30
17237	80 mm	6	4.10	61.56	16.00
17238	100 mm	5	3.42	51.30	20.00
17239	120 mm	4	2.74	41.04	23.90
17240	140 mm	3	2.05	30.78	27.50
17241	160 mm	3	2.05	30.78	31.20
17242	180 mm	3	2.05	24.62	34.60
17243	200 mm	2	1.37	24.62	36.90
17244	220 mm	2	1.37	20.52	40.60
17245	240 mm	2	1.37	20.52	50.00


KNAUF KP-036/HB - laine de pierre - dim. 120 × 57.5 cm
KNAUF KP-036/HB - Steinwolle - Dim. 120 × 57.5 cm


Lambda 0.036
 I-I / BKZ A1/RF1
 kg / m³ 42
 ≥ 1'000°

Art. n° <i>Art. Nr.</i>	Epaisseur <i>Stärke</i>	Pces/paq. <i>Stk./Pak.</i>	m ² /paq. <i>m²/Pak.</i>	m ² /palette <i>m²/Palette</i>	Fr./m ² <i>Fr./m²</i>
10185	30 mm	15	10.35	155.25	6.80
16842	40 mm	12	8.28	124.20	9.60
16843	50 mm	10	6.90	103.50	10.70
14864	60 mm	8	5.52	82.80	12.90
16844	80 mm	6	4.14	62.10	14.50
14865	100 mm	5	3.45	51.75	17.40
14847	120 mm	4	2.76	41.40	20.90
16845	140 mm	3	2.07	37.26	24.00
14671	160 mm	3	2.07	31.05	27.20
10189	180 mm	3	2.07	31.05	30.10
14672	200 mm	2	1.38	24.84	32.20


KNAUF FPS - laine de pierre - dim. 120 × 62.5 cm
KNAUF FPS - Steinwolle - Dim. 120 × 62.5 cm


Lambda 0.034
 I-I / BKZ A1/RF1
 kg / m³ 65
 kPa ≥ 0.5
 ≥ 1'000°

Art. n° <i>Art. Nr.</i>	Epaisseur <i>Stärke</i>	Pces/paq. <i>Stk./Pak.</i>	m ² /paq. <i>m²/Pak.</i>	m ² /palette <i>m²/Palette</i>	Fr./m ² <i>Fr./m²</i>
16846	30 mm	10	7.50	180.00	10.10
14541	40 mm	8	6.00	126.00	13.30
16847	50 mm	7	5.25	110.25	16.20
10190	60 mm	6	4.50	81.00	18.20
15143	80 mm	4	3.00	63.00	22.90
15142	100 mm	3	2.25	54.00	29.00
10191	120 mm	3	2.25	40.50	34.80
16848	140 mm	3	2.25	33.75	40.30
16849	160 mm	3	2.25	33.75	45.90
16850	180 mm	2	1.50	27.00	50.60
16851	200 mm	2	1.50	27.00	56.00
16852	220 mm	2	1.50	27.00	61.20
16853	240 mm	2	1.50	22.50	76.30

